

30 April 2024	Equity Fund
----------------------	--------------------

Effective Date	20 Januari 2020
Effective Number	S-48/PM.21/2020
Launch Date	12 February 2020
Currency	IDR
NAV/Unit (Rp)	1,802.5615
AUM (Rp bln)	1,502.134
Minimum Subs (Rp)	100,000
Current Unit NAV	833,333,149.6224
Periodic Update	Daily
Subscription Fee	≤2%
Redemption Fee	≤5%
Switching Fee	≤3%
Management Fee	≤5%
Custodian Fee	≤0.12%
Risks	Market Risk Redemption Risk Liquidation Risk Liquidity Risk
Custodian Bank	Bank Rakyat Indonesia
Bank ISIN Code	IDA0001024B9
Subs. Account No.	067101000689308 Bank BRI Cab. BEI

Fund Manager

PT Henan Putihrai Asset Management is a full-fledged Fund Management Firm with deep comprehension and extensive experience in Indonesian capital market. Our humble start began in 1990 through the establishment of Henan Putihrai Sekuritas as one of IDX founding members of IDX. Our strategy and core competence have allowed us to consistently grow and survive the turbulence of economic cycle.

Fund Objective

To achieve attractive long-term capital growth through investments in Syariah instruments available in the capital market & money market instruments

Investment Policy

Equity	≥ 80%
Money Market	≤ 20%

Portfolio Composite

Equity	94%
Time Deposit	3%
Cash & Equivalent	3%

Investment Product Benefits

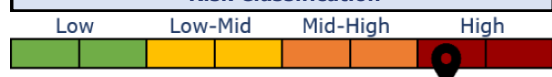
Professional management
Transparency
Long term capital growth
Asset diversification
Ease of subscription/redemption

Top Holdings (Alphabetical)

1	AGII	2.7%
2	AKRA	6.2%
3	CUAN	2.7%
4	MPMX	2.9%
5	MTEL	12.3%
6	PGEO	4.4%
7	PRDA	9.3%
8	SRTG	5.4%
9	SSIA	15.4%
10	TPIA	17.5%

Sectoral

1	Basic Materials	20.4%
2	Consumer, Cyclical	12.8%
3	Financial	19.6%
4	Industrial	23.8%
5	Others	21.2%

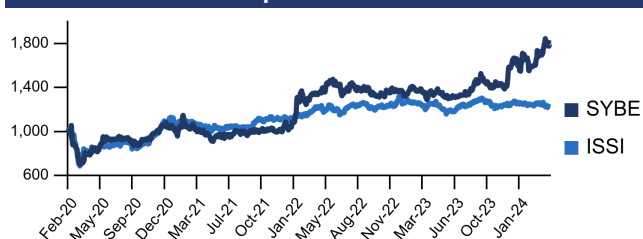
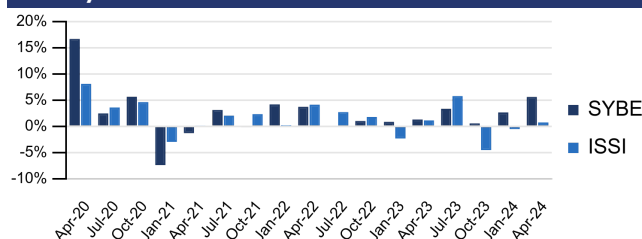
Risk Classification

Money Market Fixed Income Balanced Fund **Equity**

Notes: This product invests in long term sharia-equity securities listed in IDX with high volatility

Fund Performance

	1M	3M	6M	YTD	1Y	3Y	5Y	Inception
HPAM SYARIAH BERKAH	5.62%	7.26%	26.70%	10.88%	29.91%	82.88%	-	80.26%
Index Saham Syariah Indonesia	0.76%	-0.01%	2.40%	-0.67%	-1.13%	19.26%	12.10%	24.10%
Best Monthly Return	16.68%	30-Apr-2020						
Worst Monthly Return	-18.35%	31-Mar-2020						

Performance Since Inception**Monthly Performance****Access for Investor**

Prospectus https://hpam.co.id	Fund Ownership https://akses.ksei.co.id/	Instagram @hpam.id
---	---	---

Custodian Bank Profile

PT Bank Rakyat Indonesia (Persero) Tbk is one of the oldest bank in Indonesia, established in 1895 and is the biggest bank in micro lending in Indonesia. Bank Rakyat BRI received the license as custodian bank based on Bapepam-LK no KEP-91/PM/1996

Disclaimer

Before investing you should carefully consider the Fund's investment objectives, risks, charges and expenses. This fund may also allocate a portion of the portfolio to high risk assets which have high risk and return profile. This and other information are available through request for prospectus or at our company's website. The fund is subject to market risks (volatility) and may not be appropriate for short term investments. Holdings and Sector weightings are subject to constant changes without notice as deemed fit by the investment management team. This document is for sophisticated investor only and not intended for individual private investor. Performance data quoted represent past performance and is no guarantee of future results. Investment returns and principal values may fluctuate so that an investor's shares, when redeemed, may be worth more or less than their original cost. Current performance may be lower or higher than that shown. All return assume reinvestment of all dividend and capital gain distributions. Index performance is shown for illustrative purpose only. Conventional Non-bank institutions are prohibited from investing directly in index.

30 April 2024 **Equity Fund**

Intrinsic Assessment Value

No	Variables	Ranks				Intrinsic	≤10%	≤30%	≤60%	≤90%
		1	2	3	4					
1	GCG Scoring			3	4	Ownership & Management				
2	Product Strength	1		3	4	Barriers to Entry				
3	5 Year CAGRs	1			4	Growth vs. Industry				
4	ROE & ROIC	1		3	4	Ratios vs. Industry				
5	Yield Curve		2	3	4	Equal & Above the Curve				
6	Solvency		2	3	4	Debt Service Ratio				
7	Capital Structure	1		3	4	Equity vs. Debt Financing				
8	Banking BUKU	1		3	4	Min. Bank BUKU 2				
9	Net Foreign Flow	1	2	3		Foreign vs. Domestic Investors				
10	Investment Grade		2	3	4	BBB+ to AAA				
11	Relative Bond Price Performance	1	2		4	IDMA movement				
12	Market Liquidity		2	3	4	VWAP & MOSB				
13	Yield to Maturity		2	3	4	Above Fair Yield				
14	Interest Payment Cycle	1		3	4	Monthly & Quarterly & Semi Annual				
15	Settlement Date Target	1	2		4	Good Fund				

Value @ Risk Matrix

April – June 2024

		≤5	≤18	<28	≤41	≤58	≤74	≤92	
Mining & Agriculture									
Finance		<3	≤17	≤32	≤44	≤61	≤80	≤92	
Infrastructure		0	≤10	≤15	≤20	≤25	≤30	≤40	
Property & Construction		≤3	≤10	≤20	≤30	≤40	≤50	≤60	
Consumer		≤10	≤10	≤15	≤25	≤30	≤40	≤55	
Basic & Others		≤3	≤9	≤17	≤34	≤51	≤62	≤76	
		Buy & Hold	Technical Trade	Positional Trade	Scalping	Rotational Trade	Swing Trade	Momentum Trade	

QUANTITATIVE QUADRANT

PT. Henan Putihrai Asset Management

Sahid Sudirman Center Lantai 46
 Jln. Jenderal Sudirman No.86, Jakarta Pusat 10220
 (021) 39716699
<https://hpam.co.id>